

iCharger – Emergency Charger battery backup

Model #: iCharger

Never be without Power again !!

Recharges directly from any USB port on any computer, desktop or laptop



Emergency Charger

- Stylish & Convenient portable backup battery
- Portable compact Aluminum case design
- Recharge directly from your computer
- Never run out of power again
- Talk time: add up to 8 hours
- Standby: add up to 40 hours
- Charge time for charger: approx. 4 hrs.
- Charges your device for approx. 3 hrs.

Specifications:

- Capacity: 2200mAh or 2600mAh
- Input: 5V/800mAh
- Output: 5-5.5V/1000mAh
- Lithium Ion Battery

Works with:

- iPhone, iPod, iPad
- Blackberry
- Digital Cameras
- PSP
- GPS
- iPad
- **Any device that has it's own charging cable with a USB connector to charge from a computer**



What's included?

- 2200mAh or 2600mAh Emergency Charger
- Charging Cable
- Clear vinyl carry pouch or White gift box
- Imprint: 1 spot color -or-
- Laser etch

Does not include cable for connecting charger to your smartphone or tablet . Use your cable to connect to your device and our charger. Our charger connects to your USB connector.

Product Dimensions:	3 5/8" x 7/8" Weight: 2.2 oz.
Imprint area:	0.31" high x 2.56" wide <i>(pictured below)</i>
Available colors:	Red, Purple, Silver, Blue, Black, Green, Pink, Gold
Production time:	7 - 10 working days
MSRP:	\$24.95

When you need power and it's not available ...



Airport waiting lounge



Beach



On the golf course & other Sporting events



Fishing or camping



On the plane



Travelling / outlets not all the same

With our iCharger - Emergency Charger, you will always have enough power and you can have the confidence that you'll have enough juice.

No more worrying.

This product is truly satisfying and gives you peace of mind that you're not going to run out of power.



So many people have that worry.

Imprint Area



Imprint examples are on the last page of this PDF | Page 6

How our unit works **(see pictures next page)**

Plug in the USB connector cable (included) into your computer and the other end into our unit. The unit will automatically charge.

To charge your device, simply use the USB cable that came with your device and plug that into the USB port of our Emergency Charger and the other end of the cable into your device.

Most devices charge via a USB cable supplied with your device.

Voila! Instant power!!

 Samples available.
 \$12.50 each + shipping
 Sample colors available: random

Imprint included Free (1 location) :

FREE set-ups / no run

- **1 spot color imprint:** Pad Print
- **OR:** Laser Etched Engraving
- **Available colors:**



- *PMS color matching ONLY available on 1000 pcs. or more: Free of charge*

Brookstone sells for \$49.99 + tax

	Sample	50 – 199 pcs.	200 – 499 pcs.	500 pcs.
2200mAh	\$12.50	\$11.53	\$10.37	\$8.72
2600mAh	\$13.35	\$12.20	\$11.03	\$9.38

1 year limited warranty FOB: Factory

**Charge fully before first use*

- 2200mAh: gives approx. 1/2 to 3/4 charge, depending on the device
- 2600mAh: gives a full charge + some juice left over, depending on the device

We recommend charging the iCharger once every 3 mos. when not in use.

1. Charge our Emergency Charger with supplied USB cable. Simply plug in the mini-usb here and the other end into your computer.



How to charge your device

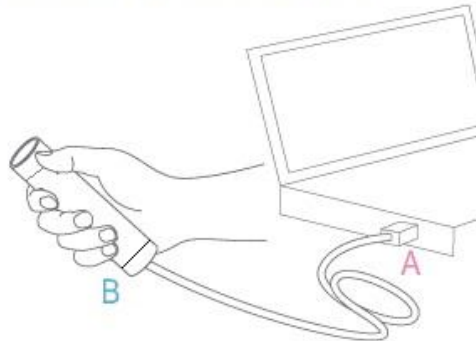
Standard USB port, same as all computers

Plug your device's USB cable into here
Next, plug the other end of your cable into your device and it will start charging immediately

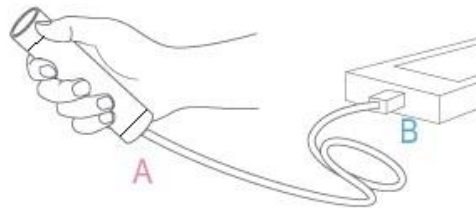


Does not include cable for connecting charger to your smartphone or tablet


Supplied cable charges the charger from any computer USB port.




Your device's cable. Plug the USB connector into the charger's USB port. And the other end into your device. It will immediately start charging.



When charging, LED is Red



When fully charged, changes to Blue



iCharger cable is for charging the iCharger, Only.

Your device's cable is for charging your device. Simply plug your cable's USB connector into the iCharger's USB port and the other end of your cable into your device.

No extra adapters are needed as again, you use your own device's cable to charge from the iCharger.


Free packaging included with instruction pamphlet

Clear Vinyl Zipper Pouch




OR

White Gift Box



Laser Etch



Pad Printing (silk screen)

